

Meet ClicBot

Product
Brochure



KEY FEATURES


Companion • Steam learning • Assemble & Disassemble • Easy start



GENERAL INTRODUCTION



ClicBot is a modular robot designed with built-in functions for education and entertainment. The modular design makes it easy to assemble and disassemble, which allows you to have more than 1000 robots in 1.














ClicBot is designed to help children shape the future with STEAM learning. Through the app, there are two creative functions that allows for scripting programs in ClicBot, motion or 'demo' script, and drag & drop graphical programming. Motion script means users only need to make & save adjustments made to ClicBot in order to play back the entire routine in an easy and smooth manner. For more intermediate and advanced actions, users can use the drag & drop graphical programming feature to create a wider variety of amazing programs and actions.



To help guide children in realizing the full potential of their ideas and creativity, the makers of ClicBot will produce a series of STEAM videos to better guide children on how to build, program, and play with different robotic creations. Additionally, you can share your magical creations or search for inspiration through the ClicBot App Community. Simply upload your artworks, photos, code programs, or robotic designs for others to download and try for themselves!


MORE MODULES, MORE FUN!

Modules introduction


Brain		<p>This module is the “Brains” of your ClicBot – it’s why we call him Brain!</p> <p>This module is used as a master control and power supply. Brain seamlessly integrates with all of ClicBot’s modular pieces and is able to perform a multitude of unique functions – that’s why ClicBot is so intelligent! Just touch the screen to start your ClicBot Journey.</p>
Joint		<p>This module is used for connecting different modules together.</p> <p>Joints are an important supporting piece that helps make ClicBot move more flexibly and with accuracy.</p>
Skeleton		<p>This module is used for building the limbs of ClicBot.</p> <p>Skeleton modules are the ‘bones’ of ClicBot and they can be used for configuring different robot bodies.</p>
Wheel		<p>This module is used for vehicle setups.</p> <p>Attach Wheels to your ClicBot to make it mobile! Build a racecar, a space rover, or something entirely new! Wheels help ClicBot travel around in style!</p>
Smart Foot		<p>This module is used to make ClicBot walk.</p> <p>We all need feet to walk! With Smart Foot, ClicBot is able to walk more smoothly and gracefully – Smart Foot also includes a pressure sensor, so ClicBot can be better aware of its environment!</p>
Grasper		<p>This module is used for grasping objects.</p> <p>Just like pincers of crabs? Grasper is the pincers of ClicBot. With the aid of flexible bionic design and built-in micro-processor, it can grasp objects of various shapes.</p>
Holder		<p>This module is used for connecting a cellphone or camera onto your ClicBot</p> <p>If you’d like ClicBot to assist you in taking videos or photos, this module can be used as a helpful utility. *phone/camera adapter mount is necessary to use the holder*</p>
Distance Sensor		<p>This module is used for measuring distance.</p> <p>The Distance Sensor can make your ClicBot be able to measure distances. Try building a self-driving car with it attached!</p>
Suction Cup		<p>This module is used to help ClicBot climb.</p> <p>With Suction Cups, your ClicBot can go where no robot has gone before! ClicBot can use Suction Cups to not only walk across the floor, but even onto the windows! Now that’s cool, right?!</p>
Mount		<p>This module is used for affixing ClicBot onto a surface.</p> <p>When you’d like ClicBot to be stationary on a table, use the Mount module. Please use the mount with our included adhesive stickers – they are easy to apply and easy to remove!</p>
Locker		<p>This module is used for reinforcing the connections between two modules.</p> <p>When you’d like to reinforce certain module connections, the Locker module can help you do that. Simply connect both pieces to the Locker, twist, and you’re good to go!</p>

Kits comparison

Starter Kit \$499



Standard Kit \$599



Full Kit \$749



Maker Kit \$1099

